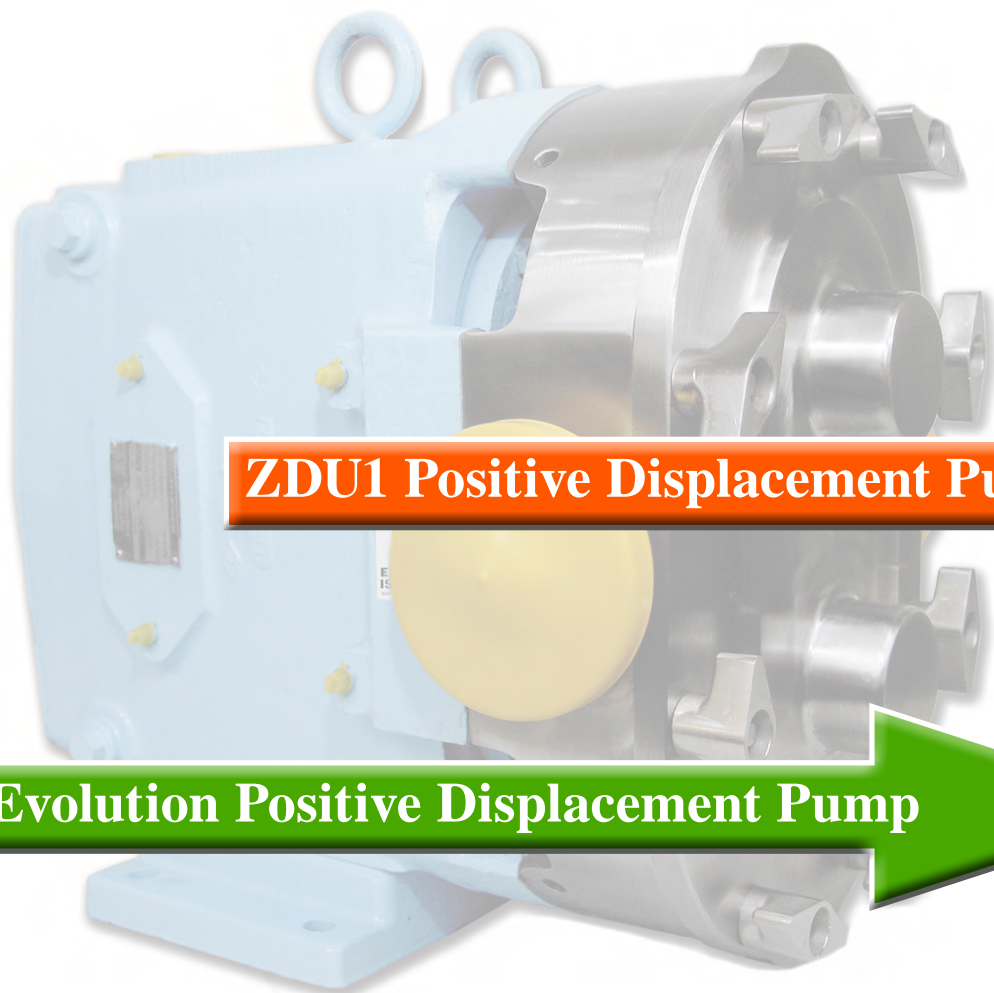


ero aintenance™ Pumps

Products For Today's Budget and Today's Environment



ZDU1 Positive Displacement Pump

Evolution Positive Displacement Pump

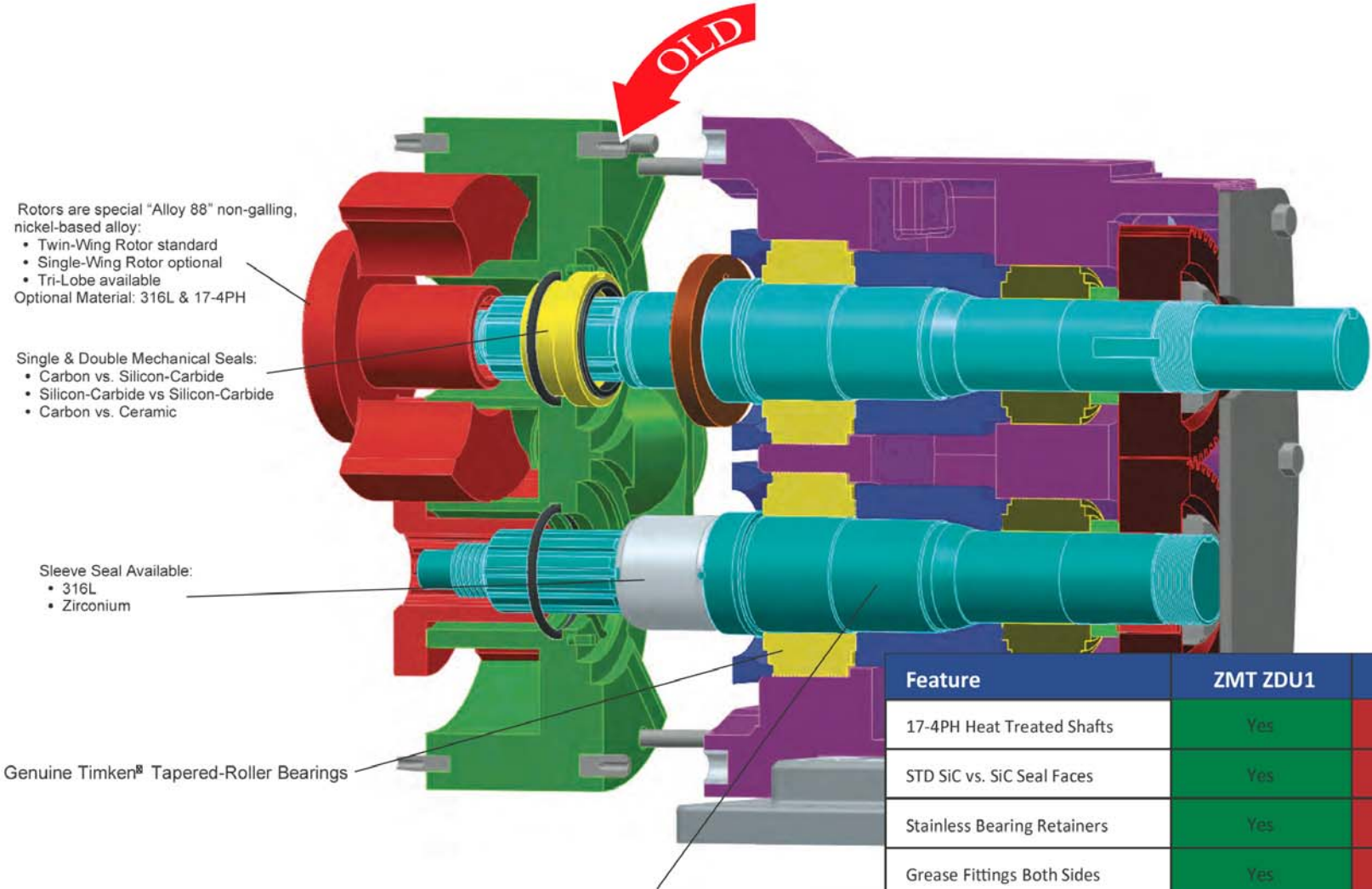
U1 & U2 PD Pump Remanufacturing

Zero Maintenance Products



- Sealing Devices
- Sanitary Pumps
- Sanitary Pump Repair

The ZDU1 Circumferential Piston Pump



Rotors are special "Alloy 88" non-galling, nickel-based alloy:

- Twin-Wing Rotor standard
- Single-Wing Rotor optional
- Tri-Lobe available

Optional Material: 316L & 17-4PH

Single & Double Mechanical Seals:

- Carbon vs. Silicon-Carbide
- Silicon-Carbide vs Silicon-Carbide
- Carbon vs. Ceramic

Sleeve Seal Available:

- 316L
- Zirconium

Genuine Timken® Tapered-Roller Bearings

One-piece 316L stainless steel shafts standard on models 006, 015 & 018
 High-strength 17-4 PH shafts on models 030, 045, 060, 130, 220, 320, 420, 520

Feature	ZMT ZDU1	Waukesha® U1
17-4PH Heat Treated Shafts	Yes	Not Standard
STD SiC vs. SiC Seal Faces	Yes	No
Stainless Bearing Retainers	Yes	No
Grease Fittings Both Sides	Yes	No
Threaded Grease Fittings	Yes	No
6 Oil Fill Plugs	Yes	Yes
Oil Sight Glass	Yes	Yes
Gasketed Clean-out Plugs	Yes	No

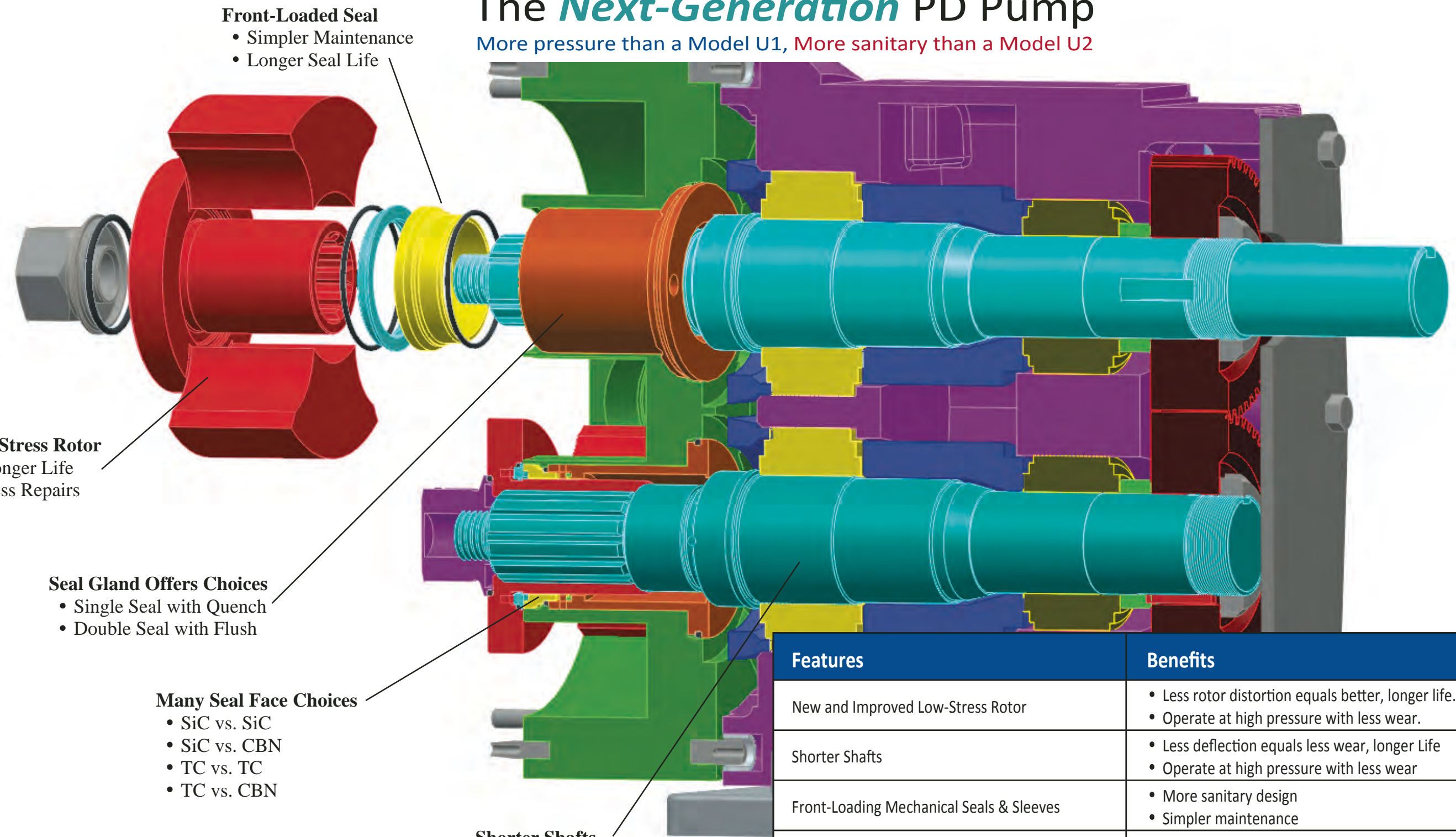
See us at
www.zmtech.com

The Evolution PD Pump

The *Next-Generation* PD Pump

More pressure than a Model U1, More sanitary than a Model U2

NEW



Front-Loaded Seal

- Simpler Maintenance
- Longer Seal Life

Low-Stress Rotor

- Longer Life
- Less Repairs

Seal Gland Offers Choices

- Single Seal with Quench
- Double Seal with Flush

Many Seal Face Choices

- SiC vs. SiC
- SiC vs. CBN
- TC vs. TC
- TC vs. CBN

Shorter Shafts

- Less Pump Wear
- Higher Pressure
- Longer Pump Life


Features	Benefits
New and Improved Low-Stress Rotor	<ul style="list-style-type: none"> • Less rotor distortion equals better, longer life. • Operate at high pressure with less wear.
Shorter Shafts	<ul style="list-style-type: none"> • Less deflection equals less wear, longer Life • Operate at high pressure with less wear
Front-Loading Mechanical Seals & Sleeves	<ul style="list-style-type: none"> • More sanitary design • Simpler maintenance
Interchangeable with U1 & U2 pump models	<ul style="list-style-type: none"> • One pump to fits piping & pump base
Higher capacity Models to fit Standard U1	<ul style="list-style-type: none"> • Upgrade capacity • Slower turning pump
Modify existing U1 or U2 pumps	<ul style="list-style-type: none"> • Upgrade to Improve pump life for little money.
All Evolution pumps are true CIPable	<ul style="list-style-type: none"> • No more pump disassembly after CIP

Sanitary Pump Repair


We provide the highest quality workmanship, with up to five reconditionings. See the advantages for yourself...

- Replace and charge for only parts that are worn
- Price is quoted without seals if desired
- Remachined to cold clearance unless special clearance is desired
- Each pump is inspected for quoting prior to any work being done
- All new shafts are hardened 17-4
- Options available to improve pump wear
- Oil bath conversion to improve bearing life

Before



After



Zero Maintenance Products